

The State of CARE

CARE's 6th Annual Conference
Sandpearl Resort
Clearwater, FL



Frank Hurd
Chairman of the BOD

A Special Thanks



Georgina Sikorski
Interim Executive Director



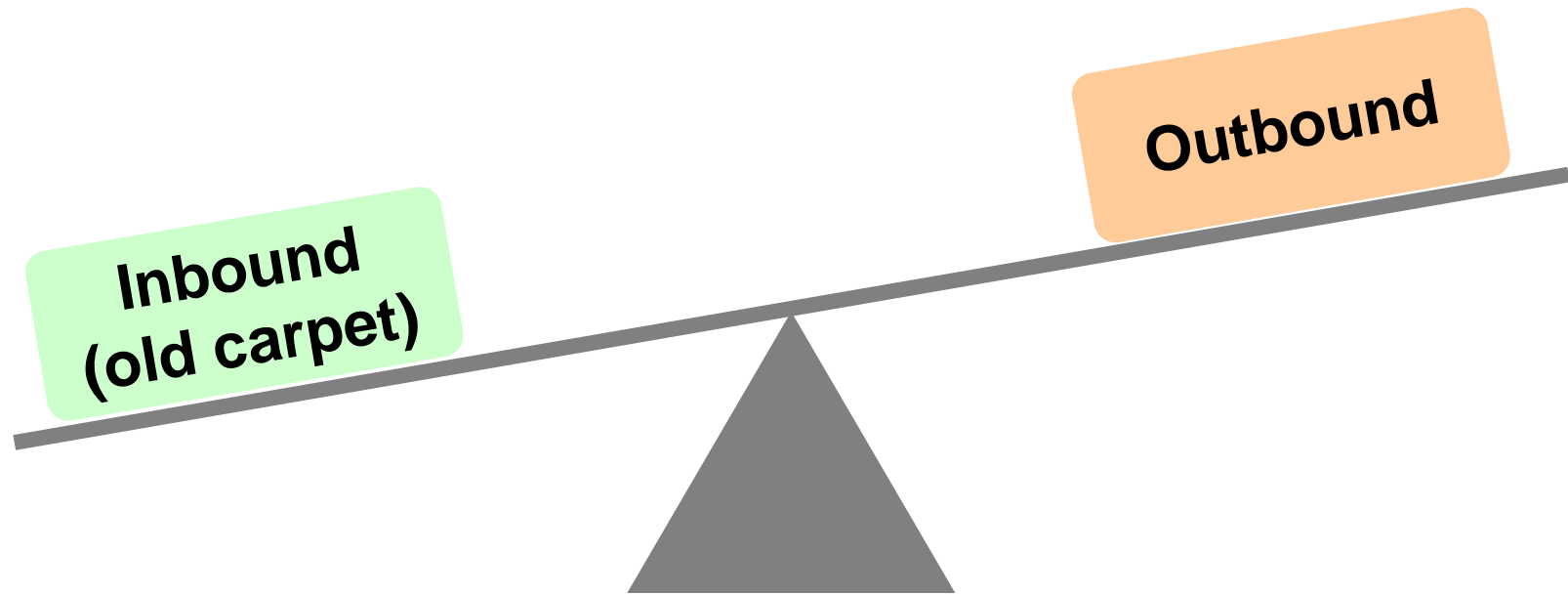
Jeremy Stroop
Operations Manager
CARE

It's the Economy Stupid!

- Sub-prime mortgage meltdown
- Decrease in housing starts
- Auto sales down
- Carpet sales down
- Oil over \$115/barrell
- Inflation Concerns

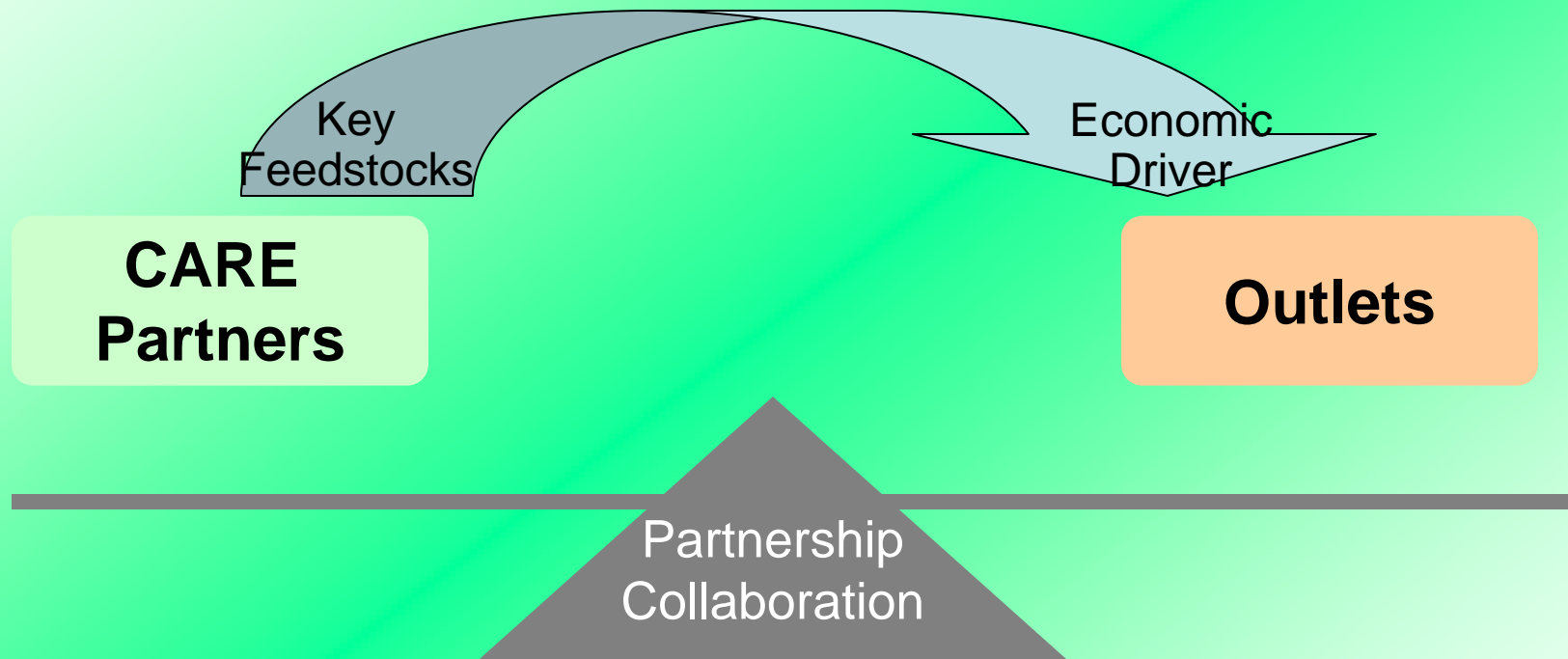


Direct Impact on CARE



Currently collecting more material than what is being used in end markets

The Challenge Facing CARE



Balancing the Equation

Celebrate the Positive

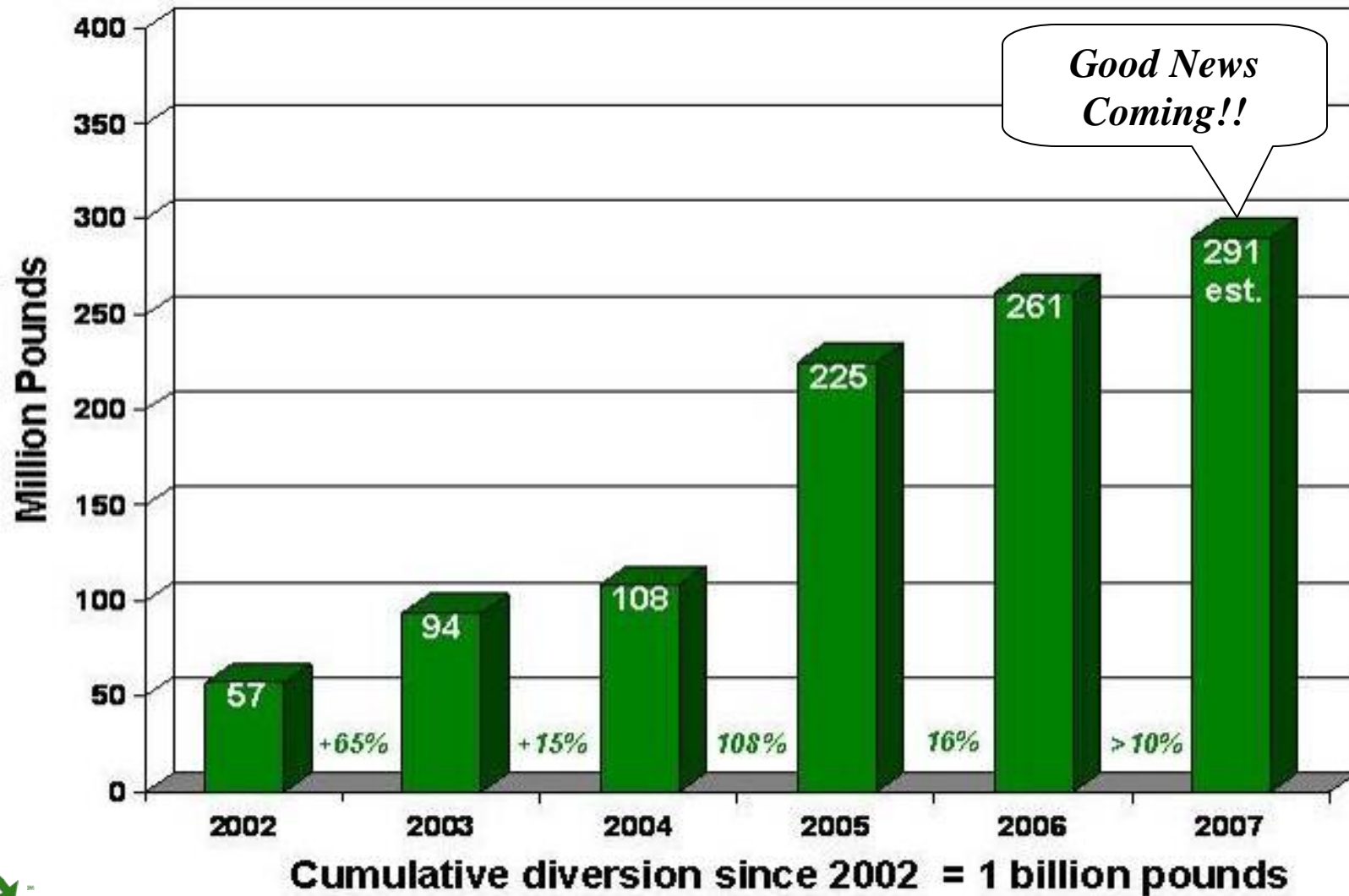


2007 a Tough Year for CARE - But

- We passed the 1 billion pound threshold
- Another year of double digit growth
- Significant increase in collectors
- Mid-term review completed
- New focus for CARE – the plastics industry
- Extremely strong BOD



CARE Diversion Progress



CARE Creates Jobs

- Since 2002, CARE Diverted, on Average, 149 Million Pounds of Carpet/Year
 - 150 Direct Jobs¹
 - 300 Indirect Jobs
- Revenues for State and Local Communities



¹ Northeast Recycling Council. *Recycling Economic Information Study*. RW Beck, June 2000, www.epa.gov/jtr/econ/rei-rw/pdf/nerc.pdf; Florida Dept. of Environmental Protection. *Florida Recycling Economic Information Study*. RW Beck, www.epa.gov/jtr/econ/rei-rw/pdf/fl_report.pdf; Indiana Dept. of Commerce, *Recycling is Working in Indiana*. www.CommerceRecycles.in.gov.

CARE Has a Positive Environmental Impact¹

- Greenhouse Gas (GHG) Emissions avoided by *diverting carpet*:
 - 2.5 Million barrels of oil not burned
 - 230,000 passenger cars not driven for one year
- Equivalent to the absorption of GHG emissions from *27 million tree seedlings grown for ten years*



¹ *SOLID WASTE MANAGEMENT AND GREENHOUSE GASES: A Life-Cycle Assessment of Emissions and Sinks*, 3rd Edition, September 2006, US EPA, available at <http://epa.gov/climatechange/wycd/waste/SWMGHGreport.html>.

¹ *Municipal Solid Waste in the United States: 2005 Facts & Figures*, from Table 12 Products Generated in the Municipal Waste Stream, 1960 to 2005, p. 68. and from Table 14 Products Discarded in the Municipal Waste Stream, 1960 to 2005, p. 70, United States Environmental Protection Agency, Office of Solid Waste (5306P) EPA530-R-06-011, October 2006; available at www.epa.gov/garbage/pubs/mswchar05.pdf.

Other Key Accomplishments



- Mill Programs
 - InterfaceFLOR ReEntry
 - Mohawk GreenWorks
 - Shaw Evergreen
- NSF 140-2007, Sustainable Carpet Assessment Standard
- Awareness of CARE grows to 30-45% Among Specifiers and End Users
 - Highest (45%) in Healthcare; Lowest (30%) in Education
 - Increase from ~24% in 2005



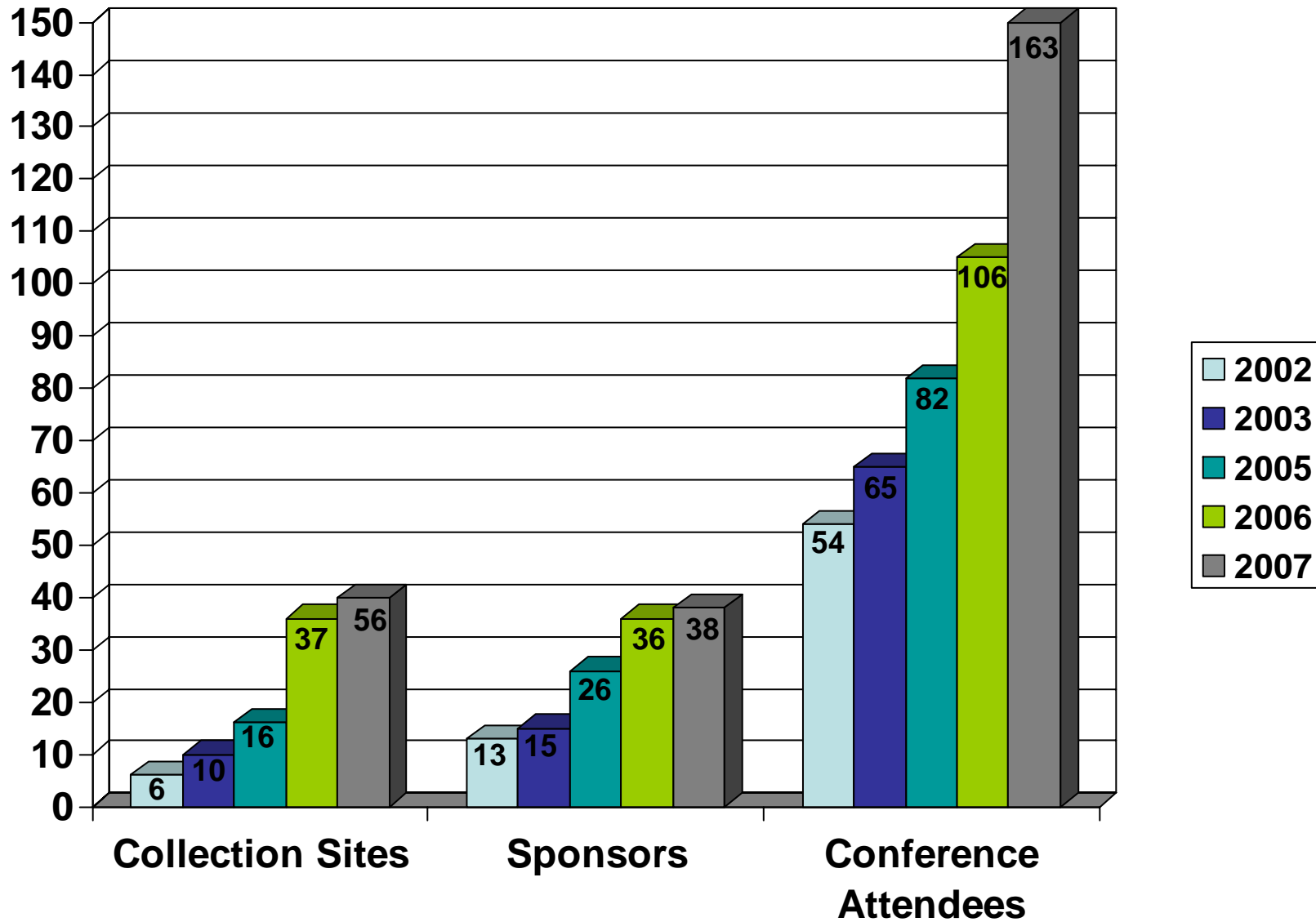
Organizational Changes

- Bob Peoples Departure
- New Members on Board of Directors
 - Eric Nelson, InterfaceFLOR
 - Dennis Hayford, Polymers Center of Excellence
 - Bob Peoples, ACS
 - Bob Pilotti, ECM Plastics
 - Sean Ragiel, CarpetCycle



CARE Growth

165+



Challenges for 2008

- Continue to grow CARE network
- Find solutions to the imbalance
- Replace Bob Peoples
- Figure out how to better integrate into the plastics compounding industry
- Funding for the future of CARE
- Development of future strategic direction



THANK
YOU

Merci

Ευχαριστώ

धन्यवाद

Díky

Gracias

Teşekkürler

Thanks

תודה

Vielen
Dank

Bedankt

شكراً

For your support of **CARE**



Questions??