

---

# Summary of Third Annual CARE Report

---

Matt Goldman

Weston Solutions, Inc.

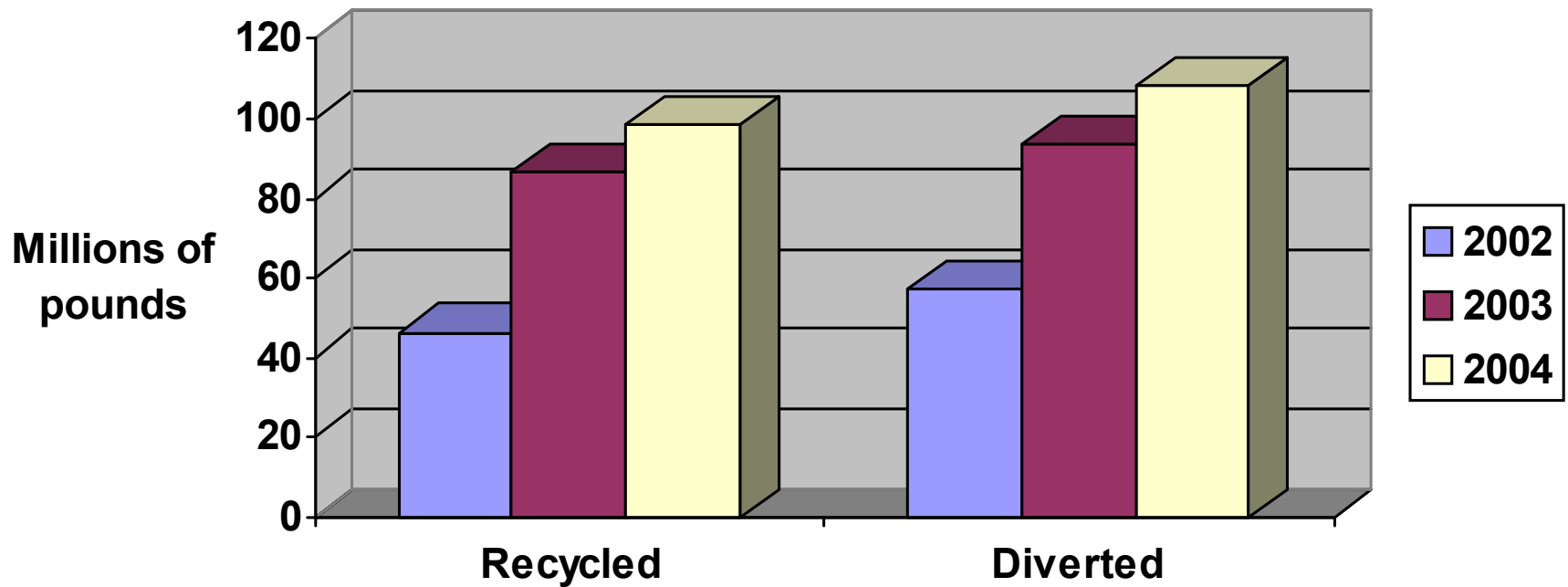


# Presentation Agenda

- Key results
- Comparison with MOU goals
- Carpet recycling flow
- Overview of survey methodology
- Q & A



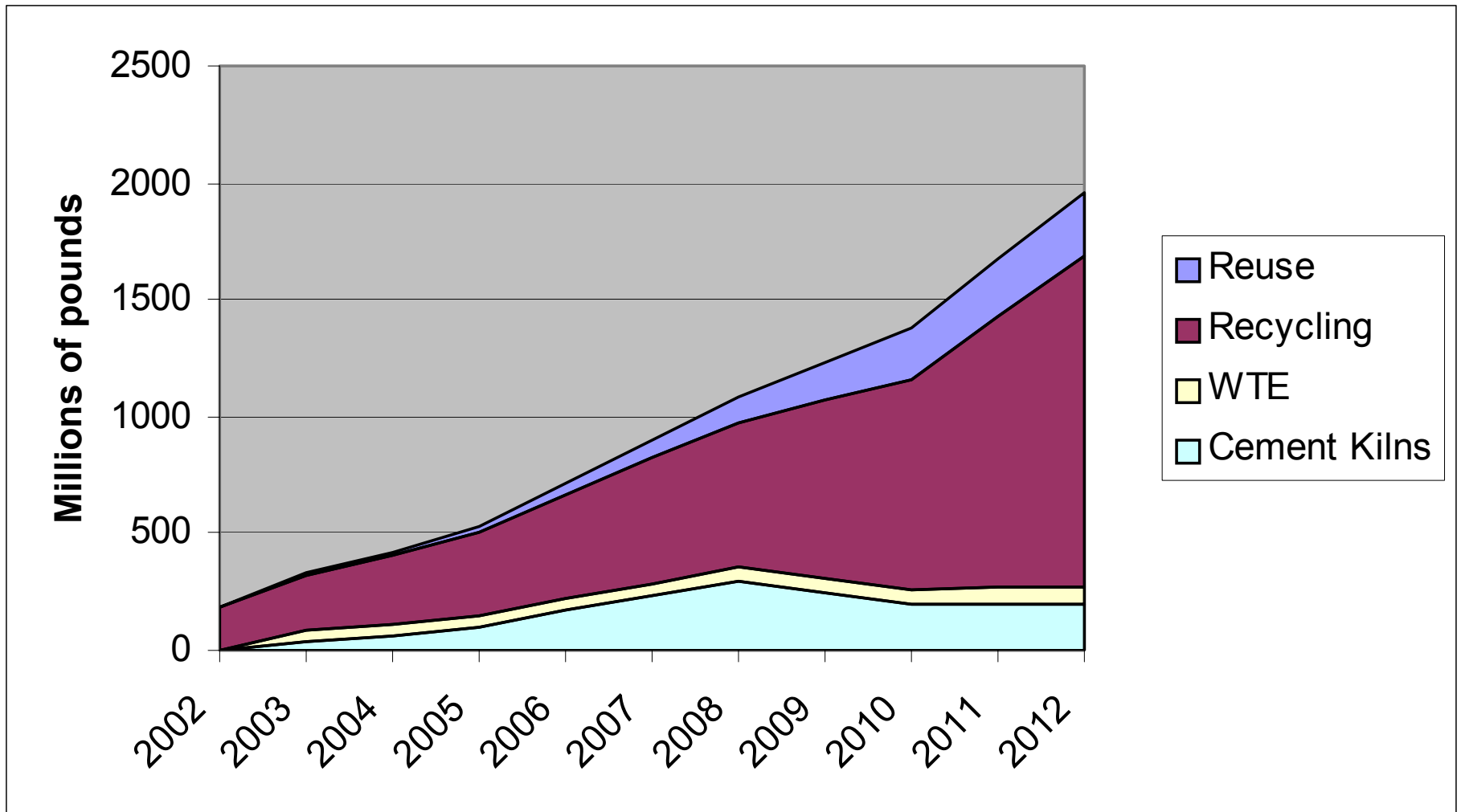
# Progress in Recycling and Diversion



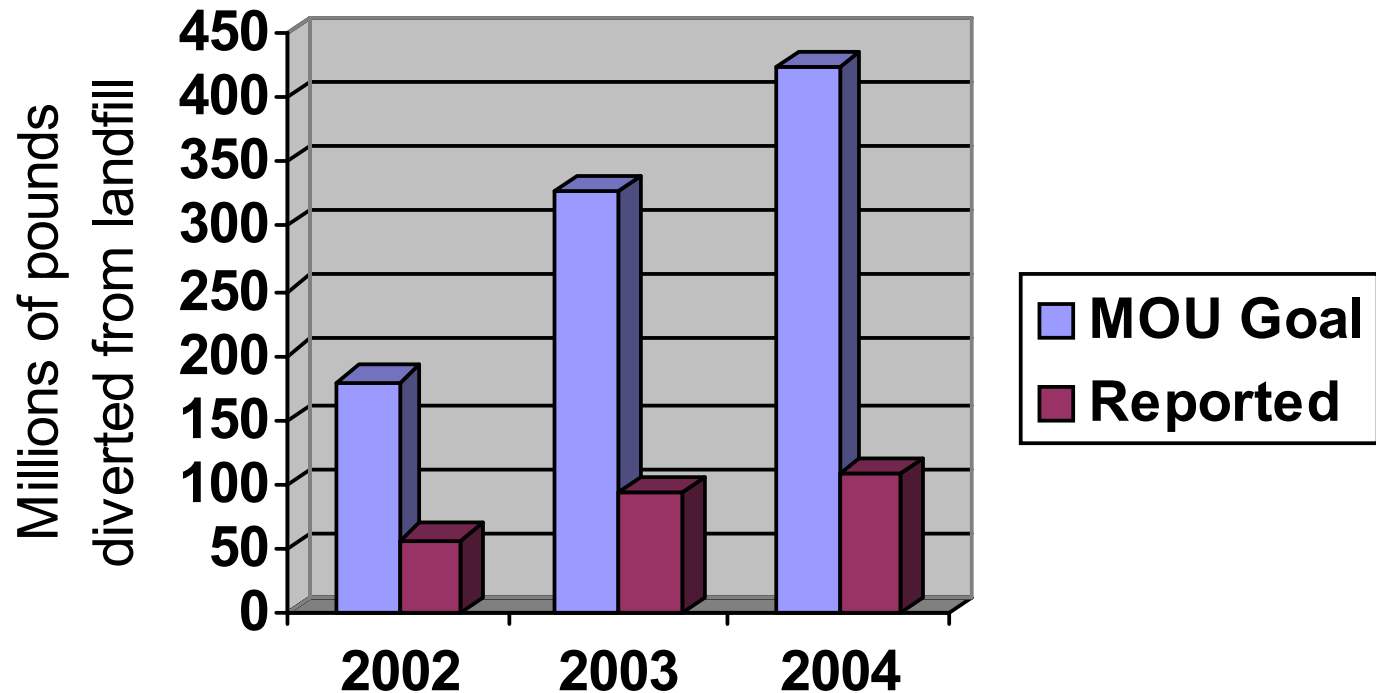
- 98.4 Mlbs recycled; 108.2 Mlbs diverted
- Recycling increased 13.6% from 2003 and diversion increased 15.5%



# MOU Goals



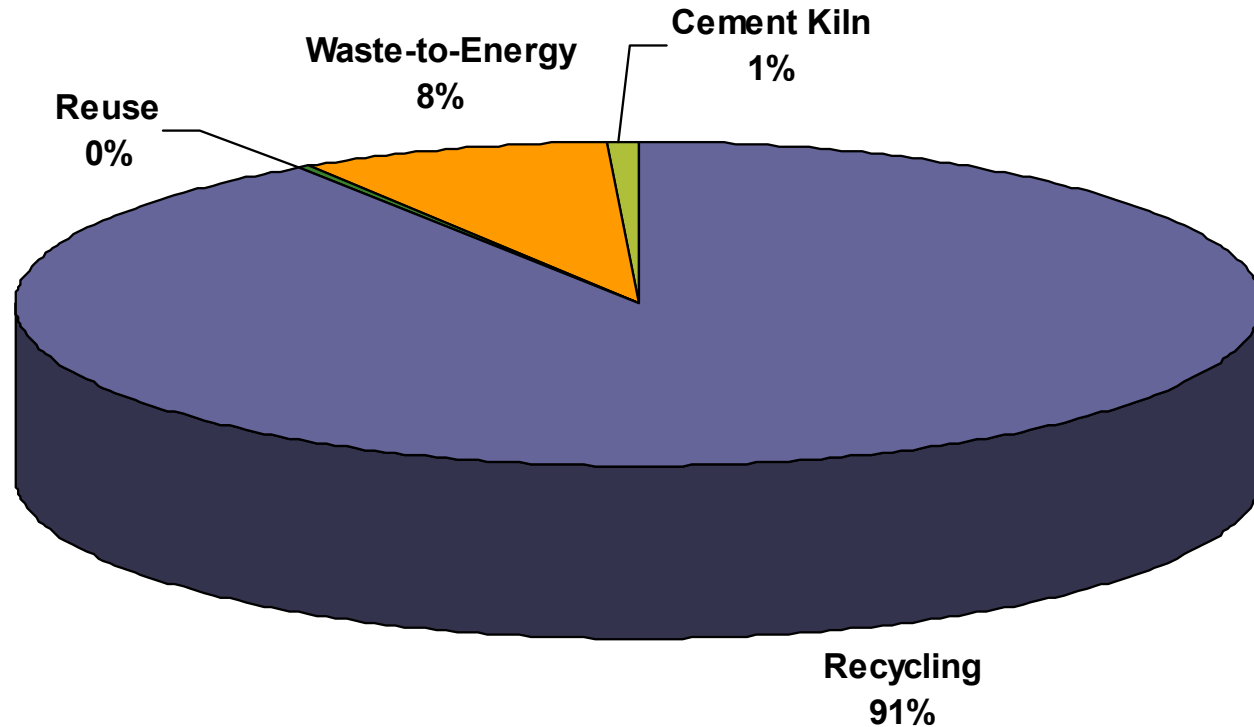
# Diversion Progress vs. MOU Goals



- Despite increasing levels of reported diversion, gap between goals and reported levels of diversion continues to grow
- Linear ramp-up in goals may have been unrealistic



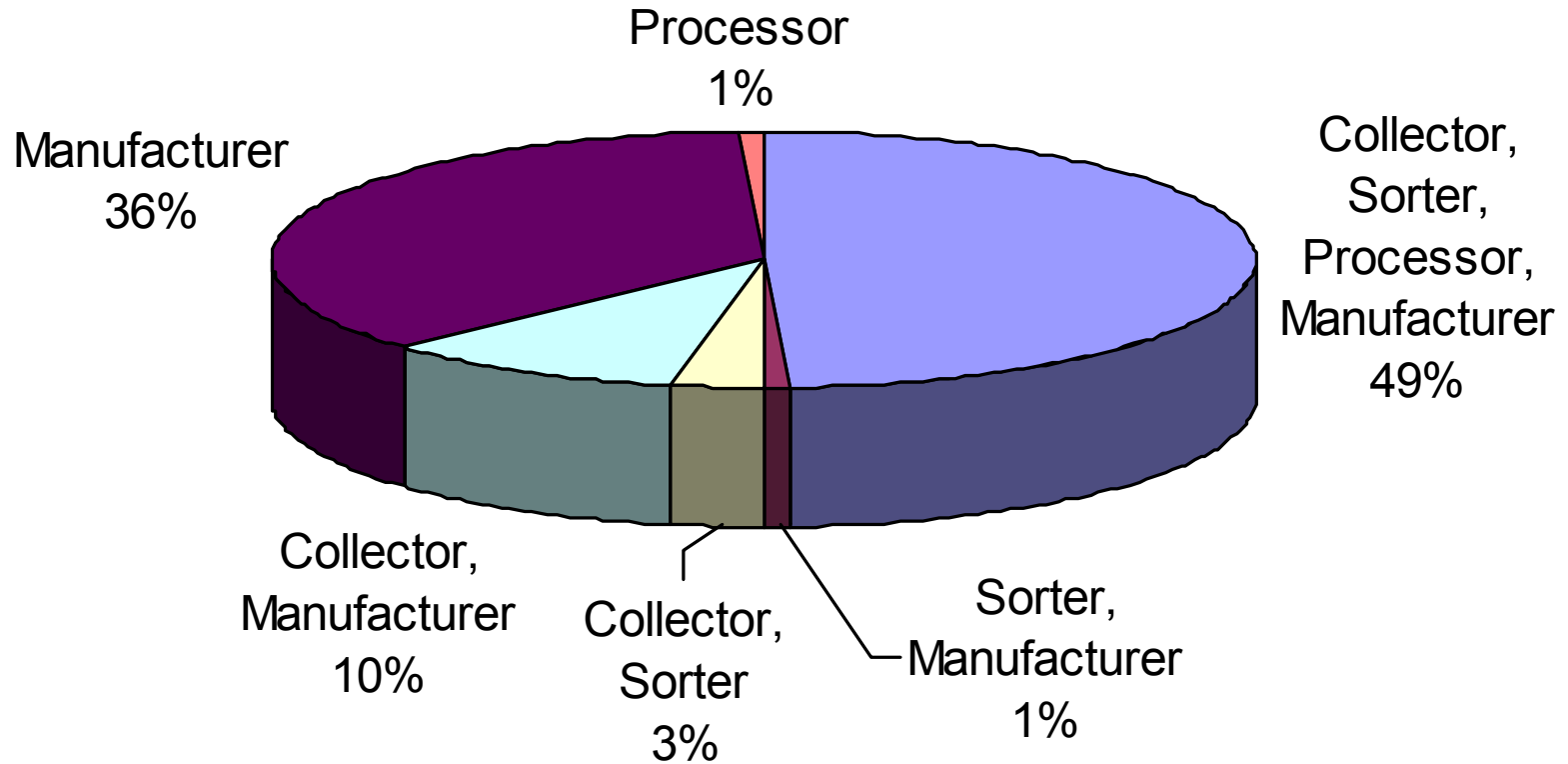
# Breakdown of Diversion in 2004



Small quantities of diversion through cement kilns and reuse – first time reported



# Types of Companies Performing Recycling

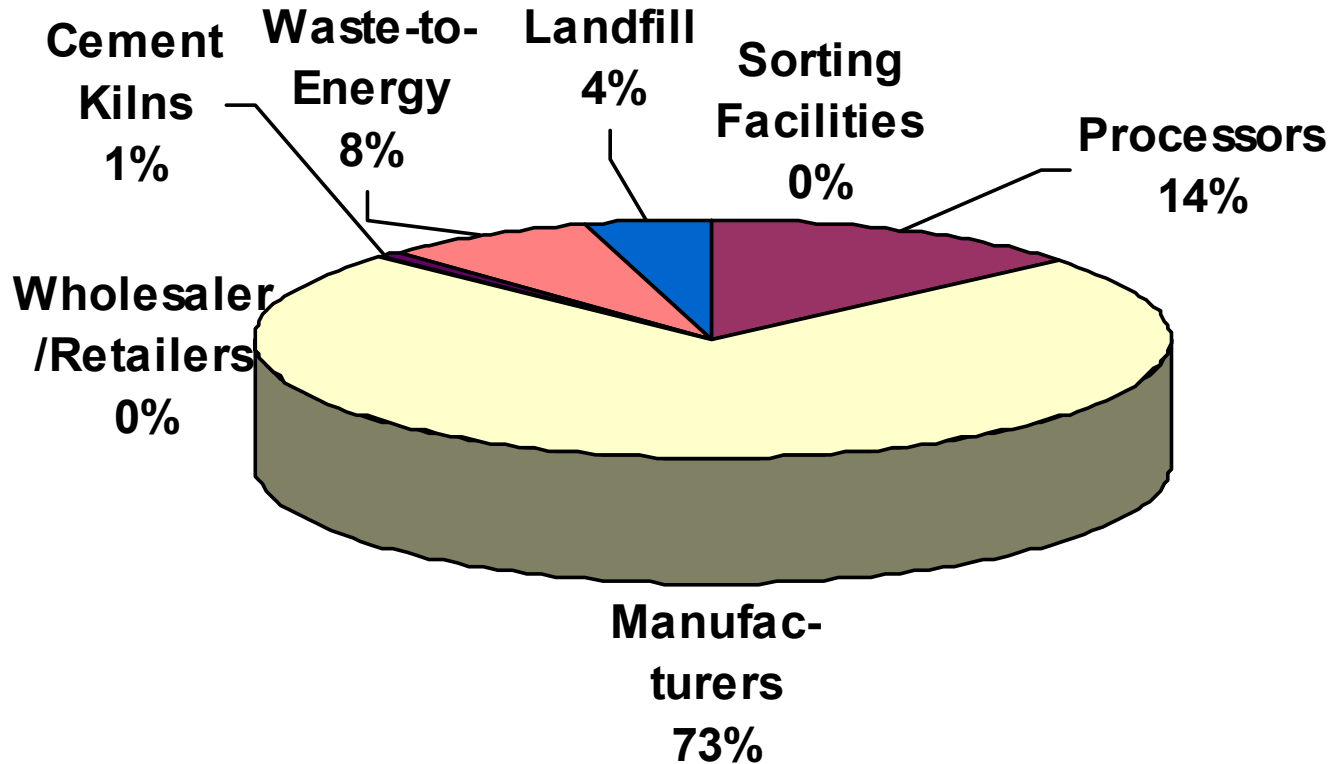


(Percentages reflect percent of total post-consumer diversion)

92% of recycling attributable to companies that include manufacturing in the description of services they provide



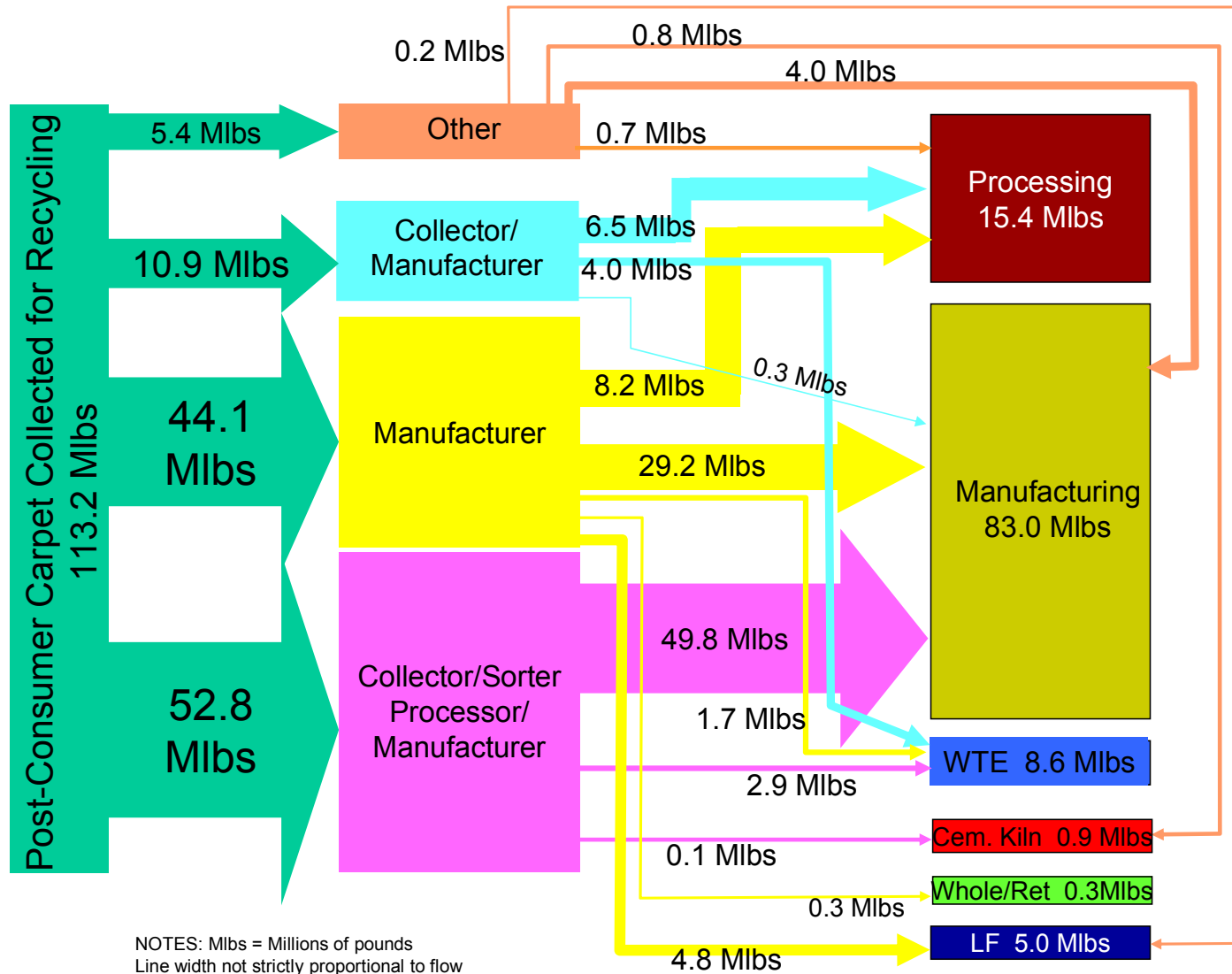
# Destination of Post-Consumer Carpet



Vast majority sent to manufacturers (including internal use by manufacturers that take post-consumer carpet)



# Overall Flow of Post-Consumer Carpet



NOTES: Mlbs = Millions of pounds  
Line width not strictly proportional to flow

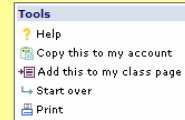


# Key Features of Survey Methodology

- Survey approach combines electronic, mail and telephone data gathering
- Confidentiality assured to all participants
  - No data released regarding individual company results
- Incentive provided for response
  - \$20 gift certificate for first 50 respondents
- Data gathered to try to minimize double-counting
  - Geographic region for source material
  - Types of facilities that material is sent to

## CARE 2004 Survey

Confidential survey of carpet recycling performed in 2004.



1. Please indicate the type of company you work for. If your company performs more than one function, please check all that apply.
  - Collector** - A company that collects used carpeting from the point of generation and transports it to a processing or waste management facility.
  - Sorting Facility** - A facility that separates waste materials (including used carpeting) from a mixed waste stream. The end result of this process is used carpeting that is separated from other materials.
  - Processor** - A company or facility that takes used carpeting (whether handled by a sorting facility or brought directly by a collector) and processes it for use as a feedstock in a manufacturing facility.
  - Manufacturer** - A company or facility that utilizes processed carpeting materials and transforms them into other products, or uses them as raw materials in a manufacturing process.
2. Tons of used carpet handled by your company (i.e. collected, processed, sorted and/or used in manufacturing) in calendar year 2004:
3. Please estimate the percentage of used carpeting material received from post-consumer sources (material removed after being used at a residence or commercial establishment). The remaining percentage will be assumed to be from post-industrial sources (scrap material that comes from a manufacturing facility).
4. To the extent known, please list the states from which material that your company handles comes from.
5. Please indicate the types of facilities to which your company sends material derived from carpeting, after performing processing, sorting or manufacturing (choose all that apply):
  - Sorting facility



# Survey Results



- Surveys mailed to approximately 320 companies
- 50 of those companies also contacted via e-mail
- Follow-up phone calls placed to approximately 75 companies
- Virtually all responses received electronically via web-based surveying tool
- Response rate continues to be very low – 21 companies responded
- Some data provided via third parties
- One response had to be adjusted to account for potential double-counting
- Surveys also sent electronically to federal and state agencies; extremely low response rate



# Summary and Conclusions

- Electronic surveying appears to be most effective mechanism for data-gathering
- Response rate remains low – this likely results in undercounting
- Reported recycling and diversion continue to grow
- Survey improves understanding of flow of post-consumer carpet



---

# Contact Information

Matt Goldman, P.E.

Weston Solutions, Inc.

One Boston Place, Suite 1100

Boston, MA 02109

(617) 619-3556

E-mail: [Matt.Goldman@westonsolutions.com](mailto:Matt.Goldman@westonsolutions.com)



---

# Q & A

