




**Siemens Building  
Technologies, Inc.**

**Shaw Industries, Inc.**

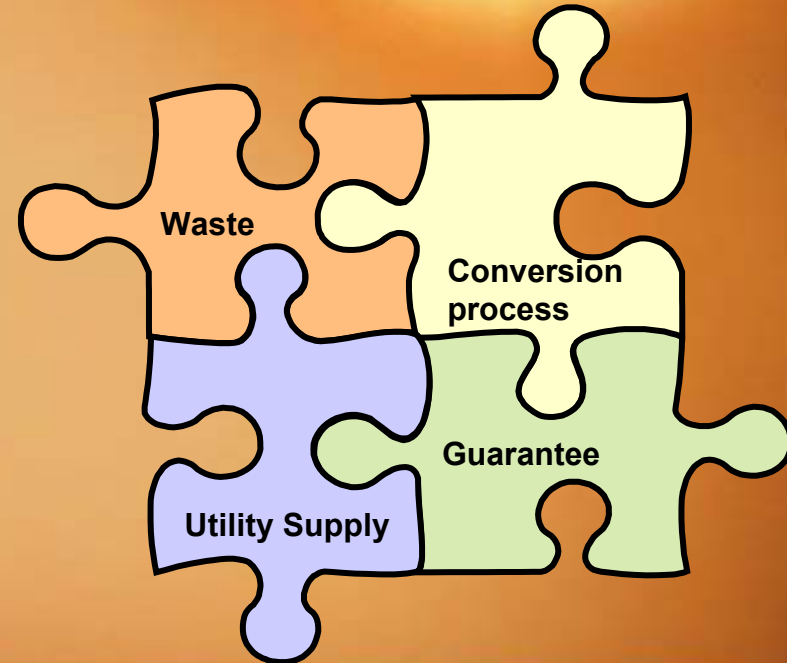
**May 11, 2005**

# Waste to Energy Plant



# Maximum Value for Shaw

- Reduce Cost of Energy
- Shaw Facility becomes more Sustainable
- Reduce Waste Management Costs and Liabilities
- Improved Emissions
- Siemens guarantees all Technical and Economic Performance



# *Project Specifics*

- **WTE plant will produce 50,000 pounds/hour of steam, 24/5**
- **Waste usage:**
  - 1) **Up to 15,000 tons per year of Post Industrial Carpet waste**
  - 2) **Up to 6000 tons per year of laminate wood flour**
  - 3) **Up to 1000 tons per year of Post Consumer Carpet waste**
- **Shaw's positive cash flow in the first year approaches \$1 million**
- **Plant to begin operation in fall quarter**



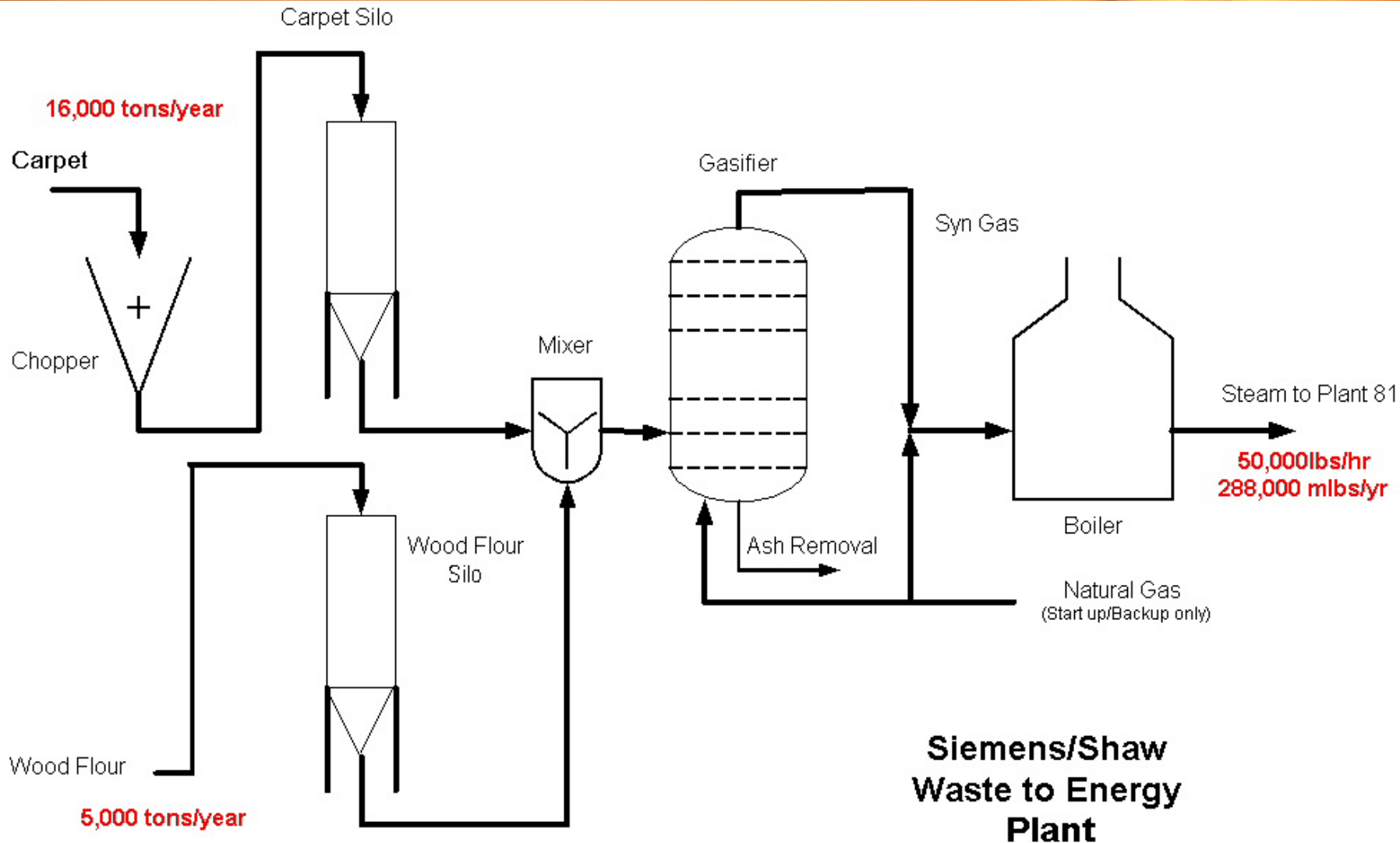
# *Waste to Energy Plant Includes*

---

- **Processing equipment to prepare and convey waste streams**
- **Silos to store prepared fuel**
- **Conversion Process**
- **Waste Heat Boiler**
- **Ash collection**
- **Interconnect piping, equipment and controls to integrate with plant systems**



# Process Flow Diagram



# Gasifier



# Stack/Boiler



# Combustion Tube/Boiler



# Ash Silo





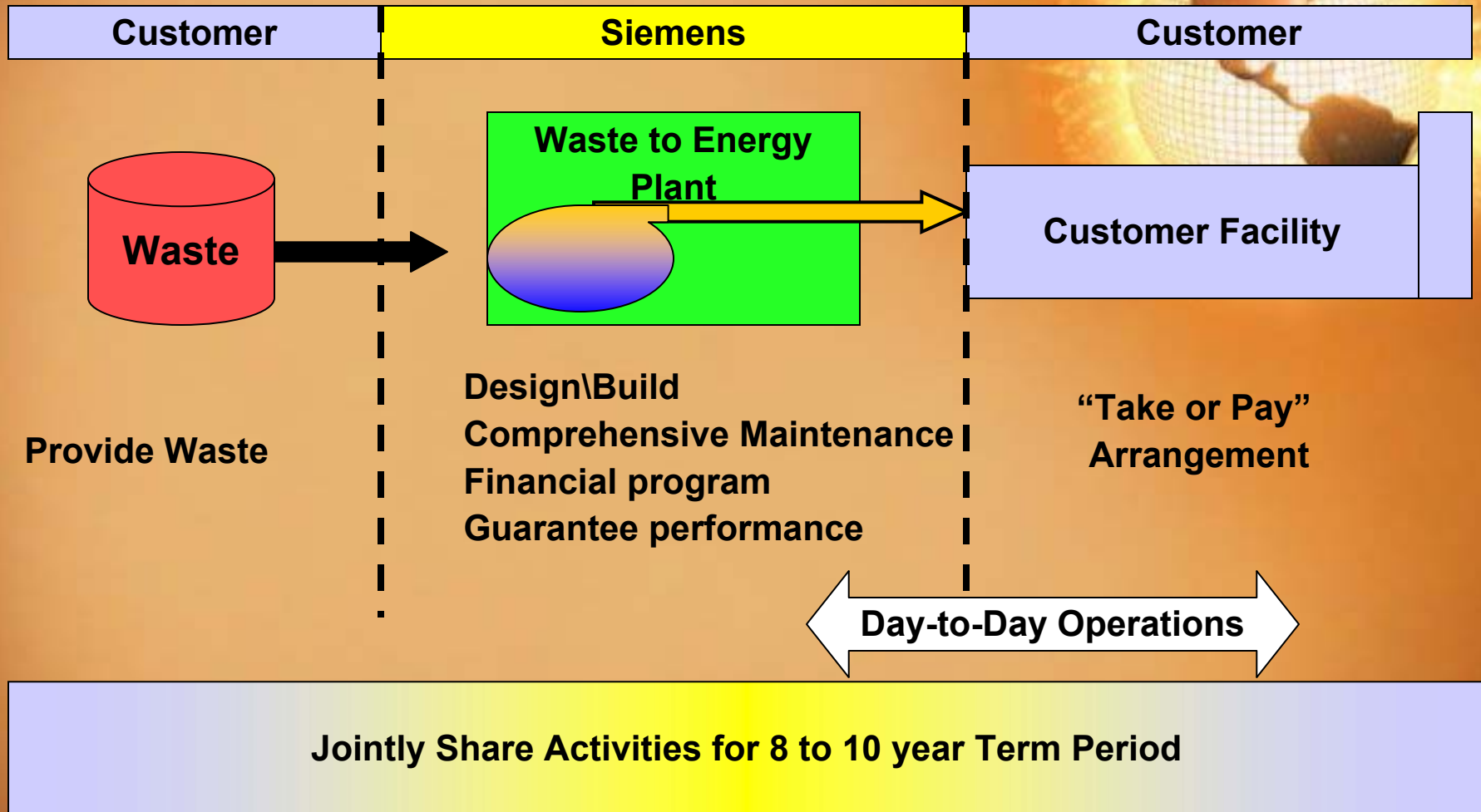
## **Delivers under a single source of responsibility:**

- **Concept qualification and strategic planning**
- **Technical design and construction of the conversion process**
- **Comprehensive service and maintenance**
- **Monitoring and performance analysis**

## **Guarantees**

- **Output of Waste to Energy plant**
- **Consistent quality of steam or other utility**
- **Cost of utility for contract period**

# Waste to Energy Solution



# *Siemens supports CARE*

---

- **Divert carpet from landfill**
- **Continue research on utilizing other technologies for recycle/reuse**
- **Drive industry sustainability**

## **Where you can help**

- **Collect, accumulate or pool a minimum of 10 million pounds of carpet waste per year**



# Questions

